

Bar Code Setup Menu

1 Device Selection and Default



Enter Group 1



Group Default



0




1



2



3



4



5



6



7



8



9



Factory Default



Exit

Keyboard Wedge Reader	
Device ID	Device Type
00	IBM PC/XT
<u>01</u>	<u>IBM PC/AT, PS/2 mod 40, 60, 80 etc.</u>
02	IBM PS/2 MOD 25, 56, 70, 90
19	IBM 5550-5P
20	IBM 5550-6P
08	IBM 3196/3197 122 Keys
10	IBM 3476/3477 122 Keys
09	IBM 3179/3471/3472
11	IBM 3486/3487
06	Keyboardless Wedge
03	Macintosh ADB bus
RS-232 Reader	
Device ID	Device Type
04	RS232 Serial Decoder
Wand Emulation Reader	
Device ID	Device Type
05	Wand Emulation (Native Mode)
07	Wand Emulation (Code 39 Mode)

2 Beep and Delay



Enter Group 2



Group Default



0



1



2



3



4



5



6



7



8




9





F5 (%VE)




Exit

Beep Tone (On Decoding):		 A1	
0	None	3	High
1	Low	4	Low to High
2	<u>Medium</u>	5	High to Low

Beep Tone (On ACK):		 A2	
0	None	3	High
1	Low	4	Low to High
2	<u>Medium</u>	5	High to Low


Inter-Character Delay:		 A3	
0	<u>1 ms</u>	3	20 ms
1	5 ms	4	50 ms
2	10 ms	5	100 ms

Inter-Block Delay:		 A4	
0	<u>10 ms</u>	3	500 ms
1	50 ms	4	1 second
2	100 ms	5	5 seconds


3 Keyboard Wedge



Enter Group 3



Group Default



0




1



2



3



4



5



6



7



8




9





Review



Exit

Function Code:		 B 1	
0	Off	1	On

Upper/Lower Case:		 B 2	
0	Lower Case	1	Upper Case

Function Code:		 B 3	
0	US		
1	UK		
2	Swiss		
3	Swedish		
4	Spanish		
5	Norwegian		
6	Italian		
7	German		
8	French		
9	Alt Key Mode		

4 RS232 Serial Setting



Enter Group 4



Group Default



0



1



2



3



4



5




6



7



8




9





Review





Exit

Baud Rate:		 C1	
0	300	4	4800
1	600	5	9600
2	1200	6	19200
3	2400		

Parity:		 C2	
0	Even	3	Space
1	Odd	4	None
2	Mark		

Data Bit:		 C3	
0	7	1	8


BCC character:		 C4	
0	Off	1	On

Time Out:		 C5	
0	1 second	2	10 seconds
1	3 seconds	3	No limit

5 Scanner



Enter Group 5



Group Default



0



1



2



3



4



5



6




7



8




9





Review




Exit

Double verification:		 D1	
0	Off	1	On

Label Type:		 D4	
0	Positive	1	Positive and Negative


Output of Wand:		 D5	
0	Bar High / Space Low		
1	Bar Low / Space High		

Level Duration:		 D6	
0	200 us	1	600 us

6 Data Format




Enter Group 6



Group Default



Review



Exit



0



1



2



3



4



5



6



7



8



9







Default Code ID Table

Sym- bology	Set1	Set2
UPC-A	A	A
UPC-E	E	C
EAN-13	F	A
EAN-8	FF	B
I 2 OF 5	I	I
S 2 OF 5	H	H
Code 39	M	Y
Codabar	N	N
Code93	L	L
Code 128	K	K
MSI	O	M
Code 11	J	J

If the “User Defined” option is selected, the default ID is Set1.

Data Format:

Preamble	Code ID	Length	Data
Terminator	Postamble	BCC	

Terminator:		 E1	
0	Enter (CR/LF)	2	Return(LF)
1	Field Exit(CR)	3	None
Code ID:		 E2	
0	None	2	Default Set I
1	User Defined	3	Default Set II
Define Code ID:		 E3	
00	Code 39 Full ASCII	07	Codabar
01	Code 39 Standard	08	Code128
02	EAN-13	09	Code 93
03	UPC-A	10	S 2 of 5
04	EAN-8	11	MSI
05	UPC-E	12	Code 11
06	I 2 of 5	13	
Data Length:		 E4	
0	Exclude	1	Include
 PP Preamble: Scan "PP" to program preamble. Scan characters from Full ASCII table to define preamble. Maximum 16 characters. Scan "PP" to end.		 OO Postamble: Scan "OO" to program preamble. Scan characters from Full ASCII table to define preamble. Maximum 16 characters. Scan "OO" to end.	

**7 Symbologies(I): Code 39/I2 of 5/
S2 of 5/Delta Distance Code/Code 32**



Enter Group 7



Group Default



0



1



2



3



4



5



6



7



8



9



MM Minimum Length




NN Maximum Length







Review



Exit

Code 32:		
		F5
<u>0/1</u>	<u>Disable/Enable</u>	
<u>2/3</u>	<u>Leading Character Send / No Send</u>	
<u>4/5</u>	<u>Trailing Character Send /No Send</u>	

Code 39:		 F 1	
<u>0/1</u>	Disable/ Enable	<u>2/3</u>	Full ASCII/Standard
4	Check Digit Calculate and Send		
5	Check Digit Calculate but Not Send		
6	Check Digit Not Calculate		
<u>7/8</u>	Send/ Not Send Start & Stop		
0~48	Min <u>0</u> / Max 48		
Interleaved 2 of 5:		 F 2	
<u>0/1</u>	Disable/ Enable		
<u>2/3</u>	Fix Length On/Off (by first three reads)		
4	Check Digit Calculate and Send		
5	Check Digit Calculate but Not Send		
6	Check Digit Not Calculate		
7	First Digit Suppressed.		
8	Last Digit Not Suppressed.		
9	Not Suppressed.		
4~64	Min <u>10</u> / Max 64		
Standard 2 of 5 / Toshiba:		 F 3	
<u>0/1</u>	Disable/Enable		
<u>2/3</u>	Fix Length On/Off		
4	Check Digit Calculate and Send		
5	Check Digit Calculate but Not Send		
6	Check Digit Not Calculate		
4~48	Min <u>8</u> / Max 48		
Delta Distance Code:		 F 4	
<u>0/1</u>	Disable/Enable		
<u>2/3</u>	Check Digit Not Send / Send		
<u>4/5</u>	Check Digit Calculate/ Not Calculate		

8 Symbologies(II): Code 128 / MSI / Code 93 / Codabar /Label Code



Enter Group 8



Group Default



0




1



2



3



4



5



6




7



8




9



MM Minimum Length




NN Maximum Length





Review





Exit

Code 128 / Label Code:		 G1	
0/1	Disable/ Enable	1~64	Min 1 / Max 64

MSI / Plessey Code:		 G2	
0/1	Disable/Enable	2/3	CD Send / No Send
4	CD Double Module 10		
5	CD Double Module 11 Plus 10		
6	CD Module 10 or 11		
1-16	Min 1 / Max 16		

Code 93:		 G3	
0/1	Disable/ Enable	1~48	Min 1 / Max 48

Code 11:		 G4	
0/1	Disable/Enable	2/3	One/Two CD
4/5	CD Send / No Send		
1-48	Min 1 / Max 48		

Codabar:		 G5	
0/1	Disable/ Enable	2/3	S & S Send / No Send
4	CD Check & Send		
5	CD Check but not Send		
6	CD not Check		
7/8	CLSI Format On / Off		
3-48	Min 3 / Max 48		

9 Symbologies(III): UPC/EAN



Enter Group 9



Group Default



0



1



2



3



4



5



6



7



8







9




Review



Exit

UPC-A:		 H1
<u>0/1</u>	Disable/ <u>Enable</u>	
<u>2/3</u>	First Digit Send / No Send	
<u>4/5</u>	CD Send / No Send	
UPC-E:		 H2
<u>0/1</u>	Disable/ <u>Enable</u>	
<u>2/3</u>	First Digit Send / No Send	
<u>4/5</u>	CD Send / No Send	
<u>6/7</u>	Zero Expansion On / Off	
EAN-13:		 H3
<u>0/1</u>	Disable/ <u>Enable</u>	
<u>2/3</u>	First Digit Send / No Send	
<u>4/5</u>	CD Send / No Send	
<u>6/7</u>	ISBN Enable / Disable	
EAN-8:		 H4
<u>0/1</u>	Disable/ <u>Enable</u>	
<u>2/3</u>	First Digit Send / No Send	
<u>4/5</u>	CD Send / No Send	

Supplement Code:		 H5
<u>0/1</u>	2 Add-on Code Off / On	
<u>2/3</u>	5 Add-on Code Off / On	
<u>4</u>	Transmitted if Present	
<u>5</u>	Must Present.	
<u>6/7</u>	Space Added / Not Added	

Function Code for PC



F1 (%VA)



F2 (%VB)



F3 (%VC)



F4 (%VD)



F5 (%VE)



F6 (%VF)



F7 (%VG)



F8 (%VH)



F9 (%VI)



F10 (%VJ)



F11 (%VK)



F12 (%VL)



Cursor Right (/FC)



Cursor Left (/FD)



Cursor Up (/FE)



Cursor Down (/FF)



PgUp (/FG)



PgDn (/FH)



TAB (/FI)



Back Tab (/FJ)



ESC (/FK)



Enter (/FL)



Right Ctrl (/FO)



Right Enter(/FM)



Del (/FX)



Ins (/FW)

Function Code for MAC



F1 (%VA)



F2 (%VB)



F3 (%VC)



F4 (%VD)



F5 (%VE)



F6 (%VF)



F7 (%VG)



F8 (%VH)



F9 (%VI)



F10 (%VJ)



F11 (%VK)



F12 (%VL)



F13 (%VM)



F14 (%VN)



F15 (%VO)



Cursor Left (/FD)



Cursor Right (/FC)



Cursor Down (/FF)



Cursor Up (/FE)



Page down (/FH)



page up (/FG)



ins (/FJ)



Ttab (/FI)



Enter (/FL)



Esc (/FK)



return (/FM)



Option Make (%VP)



Option Break (%VQ)



Control Make (%VR)



Control Break (%VS)



Shift Make (%VT)



Shift Break (%VU)



Apple Make (%VV)



Apple Break (%VW)

Function Code for IBM Terminal



F1 (%VA)



F2 (%VB)



F3 (%VC)



F4 (%VD)



F5 (%VE)



F6 (%VF)



F7 (%VG)



F8 (%VH)



F9 (%VI)



F10 (%VJ)



F11 (%VK)



F12 (%VL)



F13 (%VM)



F14 (%VN)



F15 (%VO)



F16 (%VP)



F17 (%VQ)



F18 (%VR)



F19 (%VS)



F20 (%VT)



F21 (%VU)



F22 (%VV)



F23 (%VW)



F24 (%VX)



Home (/FA)



End (/FB)



TAB (/FI)



Enter (/FL)



Return (/FM)



Field Exit (/FO)



Field + (/FP)



Field - (/FQ)



RESET (/FV)

Full ASCII Table



NUL (%U)



STX (\$B)



EOT (\$D)



ACK (\$F)



BS (\$H)



LF (\$J)



FF (\$L)




SO (\$N)




DLE (\$P)



DC2 (\$R)



DC4 (\$T)



SYN (\$V)



SOH (\$A)



ETX (\$C)



ENQ (\$E)



BEL (\$G)




HT (\$I)



VT (\$K)



CR (\$M)



SI (\$O)



DC1 (\$Q)



DC3 (\$S)



NAK (\$U)




ETB (\$W)



CAN (\$X)



SUB (\$Z)



FS (%B)



RS (%D)



SP



" (/B)



\$



& (/F)



((/H)



* (/J)



, (/L)



.



EM (\$Y)



ESC (%A)



GS (%C)



US (%E)



! (/A)



(/C)



%



' (/G)



) (/I)



+



-



/



0



2



4



6



8



:(%Z)



<(%G)



>(%I)



@(%V)



B



D



F



1



3



5



7



9



;%(F)



=(%H)



?(%J)



A



C




E



G



H



J



L



N



P



R



T



V



X



Z



¥(%L)



^(%N)



I



K



M



O



Q



S



U



W



Y



[%K)



](%M)



_(%O)



\ (%W)



b (+B)



d (+D)



f (+F)



h (+H)



j (+J)



l (+L)




n (+N)



p (+P)



r (+R)



t (+T)



v (+V)



a (+A)



c (+C)



e (+E)



g (+G)



i (+I)



k (+K)



m (+M)



o (+O)



q (+Q)



s (+S)



u (+U)



w (+W)



x (+X)



z (+Z)



| (%Q)



~ (%S)



y (+Y)



{ (%P)



} (%R)



DEL (%T)

Test Chart

EAN-13



EAN-8




UPC-A




UPC-E




ISBN 957-630-239-0






W+ E + D + G + E

Code 39 with C/D




UNI TECH- E

Interleaved 2 of 5




0987654321

Codabar



A22357000599876B

MSI



12345- 5